

# Update on vaccination programme

Outbreak Management Advisory Board 29 September 2021

# Covid Vaccination Programme

CCG	Individuals	Not Vaccinated First Dose	Not Vaccinated Second Dose	First Dose	Second Dose	Invited	% First Dose/Indiv.	% Second Dose/Indiv.	% Invited/Indiv.
VOY	308,949	44,854	60,752	264,095	248,197	241,388	85.5%	80.3%	78.1%
NY	367,745	42,519	59,756	325,226	307,989	276,043	88.4%	83.8%	75.1%
<b>Total</b>	<b>676,694</b>	<b>87,373</b>	<b>120,508</b>	<b>589,321</b>	<b>556,186</b>	<b>517,431</b>	<b>87.1%</b>	<b>82.2%</b>	<b>76.5%</b>

- Overall picture across Vale of York and North Yorkshire
- 2<sup>nd</sup> dose activity making up the bulk of centre activity
- Next slide shows the Vale of York cohort take up
  - 65% take up by 16-17 year olds *and increasing*
  - 97% take up by over 80s



308,998

INDIVIDUALS WITHIN PRIORITY GROUPS

241,455

INVITED

78.14%

INVITED %

264,237

FIRST DOSE VACCINATED

85.51%

FIRST DOSE VACCINATED %

248,836

SECOND DOSE VACCINATED

80.53%

SECOND DOSE VACCINATED %

44,761

NOT VACCINATED FIRST DOSE

14.49%

NOT VACCINATED FIRST DOSE %

60,162

NOT VACCINATED SECOND DOSE

19.47%

NOT VACCINATED SECOND DOSE %



## COVID Vaccine Uptake - CCG

SELECTED | CCG: NHS VALE OF YORK CCG;

## INDIVIDUALS BY CCG

CCG	Individuals	Not Vaccinated First Dose	Not Vaccinated Second Dose	First Dose	Second Dose	Invited	% First Dose/Indiv.	% Second Dose/Indiv.	% Invited/Indiv.
NHS VALE OF YORK CCG	308,998	44,761	60,162	264,237	248,836	241,455	85.51%	80.53%	78.14%
<b>Total</b>	<b>308,998</b>	<b>44,761</b>	<b>60,162</b>	<b>264,237</b>	<b>248,836</b>	<b>241,455</b>	<b>85.51%</b>	<b>80.53%</b>	<b>78.14%</b>

82

24 hrs DIFF FIRST DOSE

338

24 hrs DIFF SECOND DOSE

40

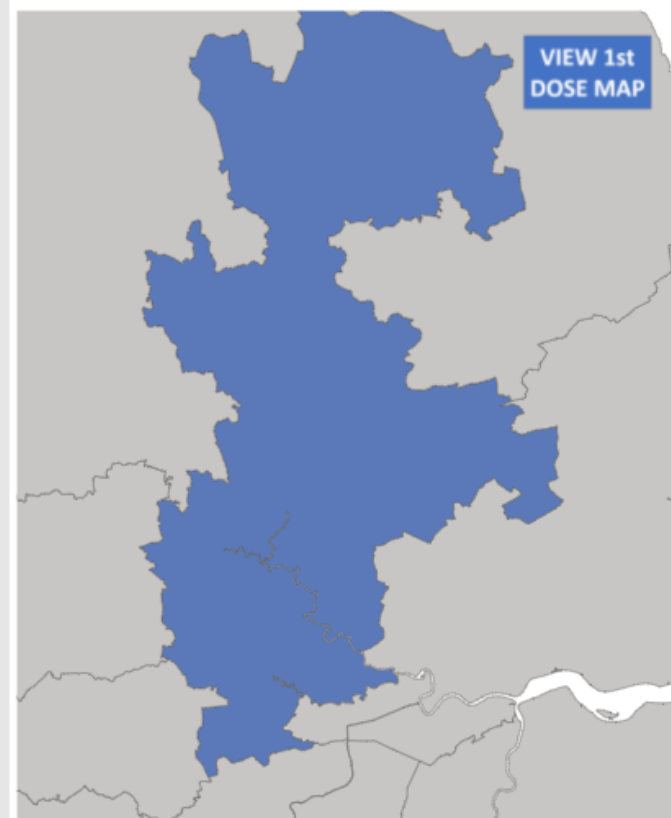
7 DAY MOVING AVG FIRST DOSE

155

7 DAY MOVING AVG SECOND DOSE

## VACCINATED INDIVIDUALS BY CCG - SECOND DOSE

Darker shading represents higher % of vaccinated individuals.



## INDIVIDUALS BY PRIORITY GROUPS (INDIVIDUALS MAY APPEAR IN MULTIPLE GROUPS)

Priority Groups	Individuals	Not Vaccinated First Dose	Not Vaccinated Second Dose	First Dose	Second Dose	Invited	% First Dose/Indiv.	% Second Dose/Indiv.	% Invited/Indiv.
Age 16-17	7,586	2,694	6,919	4,892	667	6,175	64.49%	8.79%	81.40%
Age 18-29	61,898	17,413	23,320	44,485	38,578	48,783	71.87%	62.33%	78.81%
Age 30-39	47,660	10,784	13,077	36,876	34,583	35,737	77.37%	72.56%	74.98%
Age 40-49	44,427	6,406	7,474	38,021	36,953	32,371	85.58%	83.18%	72.86%
Age 50-54	25,337	2,167	2,505	23,170	22,832	17,233	91.45%	90.11%	68.02%
Age 55-59	25,439	1,769	2,017	23,670	23,422	19,029	93.05%	92.07%	74.80%
Age 60-64	22,231	1,219	1,384	21,012	20,847	17,472	94.52%	93.77%	78.59%
Age 65-69	19,178	819	956	18,359	18,222	17,855	95.73%	95.02%	93.10%
Age 70-74	20,322	673	806	19,649	19,516	17,215	96.69%	96.03%	84.71%
Age 75-79	14,652	355	426	14,297	14,226	13,557	97.58%	97.09%	92.53%
Age 80+	19,558	451	581	19,107	18,977	15,681	97.69%	97.03%	80.18%
Carers - DWP	3,140	376	523	2,764	2,617	2,588	88.03%	83.34%	82.42%
Carers - LA	1,925	114	160	1,811	1,765	1,375	94.08%	91.69%	71.43%
Clinically Extremely Vulnerable	18,761	691	928	18,070	17,833	15,161	96.32%	95.05%	80.81%
COVID19 at risk	41,971	3,184	4,264	38,787	37,707	23,212	92.41%	89.84%	55.30%
Lichfield	2	0	0	2	2	1	100.00%	100.00%	50.00%
NHS and social care Worker	8,587	372	483	8,215	8,104	1,766	95.67%	94.38%	20.57%
Other - 0 to 15	689	0	677	689	12	332	100.00%	1.74%	48.19%

Run by: s.macey@nhs.net on 27/09/2021; V3.1.1

H&amp;SC worker data not complete (Under 80s vaccinated maybe H&amp;SC workers)

# Covid Vaccination Programme York

CCG	Individuals	Not Vaccinated First Dose	Not Vaccinated Second Dose	First Dose	Second Dose	Invited	% First Dose/Indiv.	% Second Dose/Indiv.	% Invited/Indiv.
VOY	308,949	44,854	60,752	264,095	248,197	241,388	85.5%	80.3%	78.1%
York	181,826	31,651	41,520	150,175	140,306	146,434	82.6%	77.2%	80.5%

- York vaccination levels remain in line with regional levels and slightly above national levels
- General activity within York for take up has levelled out for 1<sup>st</sup> and 2<sup>nd</sup> doses – next slide graphs show that
- Still running grab a jab clinics
- Still developing and delivering specific clinics ie
  - City centre clinic at Jorvik practice
  - Colleague/University clinics



308,998  
INDIVIDUALS WITHIN PRIORITY GROUPS

241,455  
INVITED  
78.14%  
INVITED %

264,237  
FIRST DOSE VACCINATED  
85.51%  
FIRST DOSE VACCINATED %

248,836  
SECOND DOSE VACCINATED  
80.53%  
SECOND DOSE VACCINATED %

44,761  
NOT VACCINATED FIRST DOSE  
14.49%  
NOT VACCINATED FIRST DOSE %

60,162  
NOT VACCINATED SECOND DOSE  
19.47%  
NOT VACCINATED SECOND DOSE %

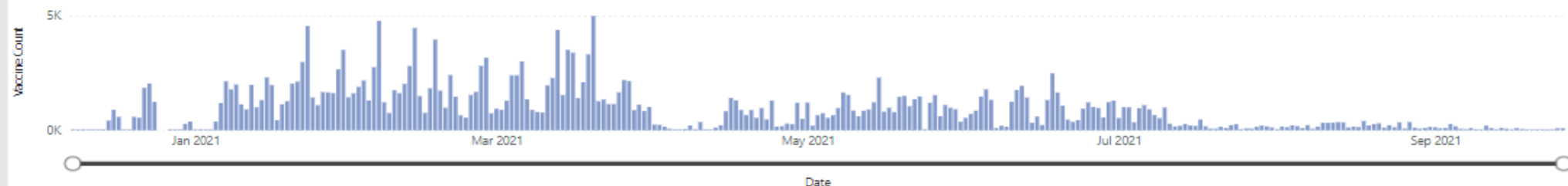
## COVID Vaccine Uptake /Timeline Insight

SELECTED | CCG: NHS VALE OF YORK CCG:

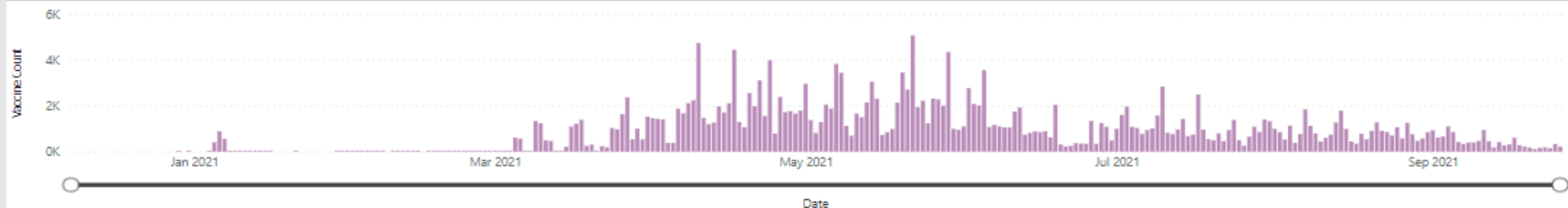
82  
24 hrs DIFF FIRST DOSE  
338  
24 hrs DIFF SECOND DOSE

40  
7 DAY MOVING AVG FIRST DOSE  
155  
7 DAY MOVING AVG SECOND DOSE

### FIRST DOSE COMPLETED VACCINATIONS OVER TIME



### SECOND DOSE COMPLETED VACCINATIONS OVER TIME



### MOVING AVERAGE - COMPLETED VACCINATIONS FIRST DOSE



### RUNNING TOTAL - COMPLETED VACCINATIONS FIRST DOSE



### MOVING AVERAGE - COMPLETED VACCINATIONS SECOND DOSE



### RUNNING TOTAL - COMPLETED VACCINATIONS SECOND DOSE



# Covid Vaccinations – third dose programme

- City is now delivering the 3<sup>rd</sup> dose programme
- Inviting people to have a 3<sup>rd</sup> dose a minimum of 6 months after their second dose
  - Care home residents and staff
  - Health and social care staff
  - Over 50s
- Our York City covid vaccination programme continues to be delivered via Nimbus



308,998

INDIVIDUALS WITHIN PRIORITY GROUPS

241,455

INVITED

78.14%

INVITED %

264,237

FIRST DOSE VACCINATED

85.51%

FIRST DOSE VACCINATED %

248,836

SECOND DOSE VACCINATED

80.53%

SECOND DOSE VACCINATED %

44,761

NOT VACCINATED FIRST DOSE

14.49%

NOT VACCINATED FIRST DOSE %

60,162

NOT VACCINATED SECOND DOSE

19.47%

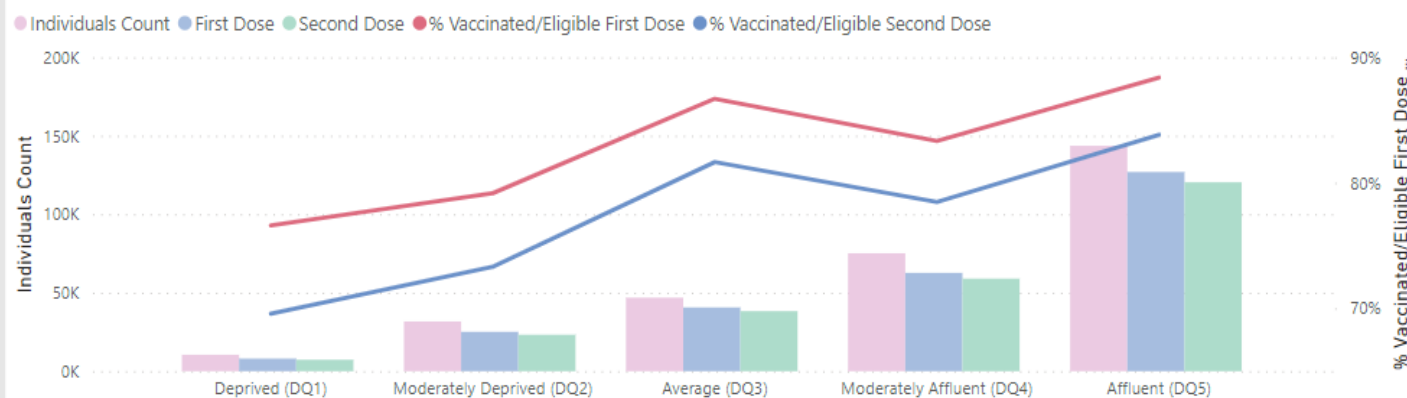
NOT VACCINATED SECOND DOSE %



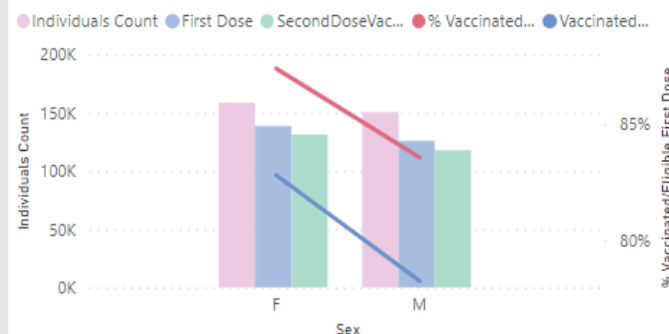
## COVID Vaccine Uptake /Demographic Influencers

SELECTED | CCG: NHS VALE OF YORK CCG;

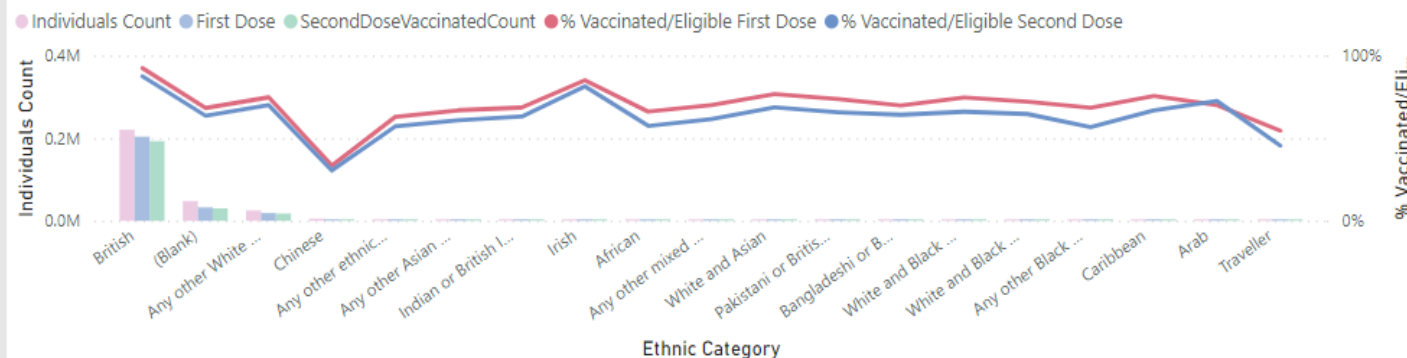
### INDIVIDUALS VACCINATED BY DEPRIVATION



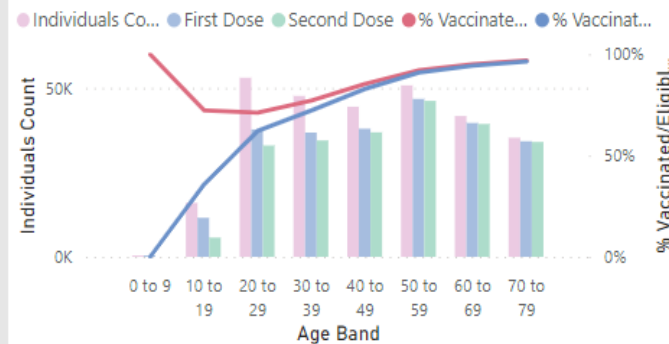
### INDIVIDUALS VACCINATED BY SEX



### INDIVIDUALS VACCINATED BY ETHNICITY



### INDIVIDUALS VACCINATED BY AGE BAND



Continued focus  
on who is not  
taking up the jab

# Continued offer for first and second covid vaccinations

Ward Name	Individuals	Not Vaccinated First Dose	Not Vaccinated Second Dose	First Dose	Second Dose	Invited	% First Dose/Indiv.	% Second Dose/Indiv.	% Invited/Indiv.
Fishergate	8,953	2,823	3,312	6,130	5,641	7,605	68.47%	63.01%	84.94%
Guildhall	14,394	4,659	5,571	9,735	8,823	12,280	67.63%	61.30%	85.31%
Hull Road	14,075	5,183	6,222	8,892	7,853	12,315	63.18%	55.79%	87.50%
<b>Total</b>	<b>37,422</b>	<b>12,665</b>	<b>15,105</b>	<b>24,757</b>	<b>22,317</b>	<b>32,200</b>	<b>66.2%</b>	<b>59.6%</b>	<b>86.0%</b>

Our vaccination programme continues to be available for first and second doses – the offer remains for any residents who wish to have a vaccination.

- You do not need to be registered with a GP to take up a vaccination
- You can walk into any of our clinics and you'll be booked in there and then offered a vaccination
- Additional pharmacy sites being introduced

Universal offer to 12-15 year olds commenced in our area this week and is being lead by the School Immunisations Teams, not primary care. Aim is to offer the vaccination to all 12-15 year olds before half term.

# Seasonal Influenza Vaccination Programme

- All GP Practices signed up to DES to deliver Seasonal Influenza vaccine program for adults
- Community Pharmacy crucial to delivery
- School vaccination teams plan to deliver expanded program to 15 yr olds
- CCG also has a contracted services with the expectation for staff to be vaccinated

There is now guidance in place for flu and covid to be co-administered, but neither programme should hold up the other, so we expect this is to be limited to a very small number of patients – most likely housebound individuals and there may be opportunities in care homes

# Priority Groups as per JCVI guidance for Free vaccination

- all children aged 2 to 15 (but not 16 years or older) on 31 August 2021
- those aged 6 months to under 50 years in clinical risk groups
- pregnant women
- those aged 50 years and over
- those in long-stay residential care homes
- carers
- close contacts of immunocompromised individuals
- frontline health and social care staff employed by:
  - a registered residential care or nursing home
  - registered domiciliary care provider
  - a voluntary managed hospice provider
  - Direct Payment (personal budgets) and/or Personal Health Budgets, such as Personal Assistants.

# Seasonal Influenza Vaccination Programme

Confirmation that Primary care flu clinics for priority groups have commenced

Confirmation Community pharmacy clinics have commenced

For housebound patients – practices continue to encourage as many patients as possible to attend a flu clinic.  
Where genuinely unable to attend a clinic – GP Practice will vaccinate.

Also have a lead practice for vaccination of homeless

## **Risks & Issues**

- There has been varying delays in first order deliveries to some practices – delaying the commencement of the program.
- Community nursing teams are unable to provide additional support to practices for housebound patients this year due to high level of core demand on the service.

## **Outstanding actions:**

- Revision to Flu Outbreak Policy in progress. Current review by HCV Medicines Management teams. Next steps to ensure effective mechanism for flu outbreak to be identified early in a care home, residents assessed and access / logistics to antivirals